








# ZONING DISTRICTS MAP PORTAGE TOWNSHIP

ADOPTED 1972

	A	AGRICULTURE
	R-1	RESIDENCE DISTRICT
	R-2	RESIDENCE DISTRICT
	LB	LIMITED BUSINESS
	GB	GENERAL BUSINESS
	M	MANUFACTURING
	S	CONSERVATION/RECREATION